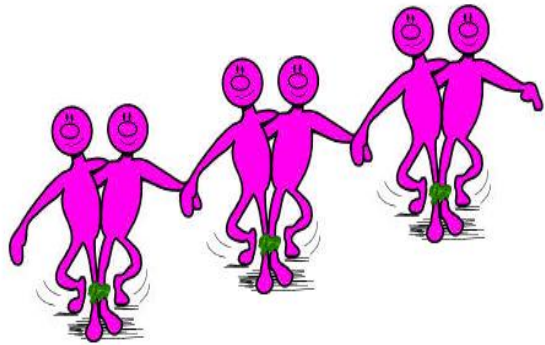


# All Tied Up

By Jodie Dalglish & Rikki March.



This is a game we used to incorporate new girls into our unit. The idea is to get them all up close and personal to help them get to know each other and overcome their shyness.

At the end, each Patrol presents the collage they made and explains what they put on there and why.

## Basic set up:

In the hut

Envelope 1: given to the girls in the hut to start. 1 piece of stocking (I find this doesn't then hurt them like rope does) needed per girl.

Envelope 5: in the hut with items to create a collage about teamwork - magazines, sticky tape, glue, textas etc.

Somewhere about 30 to 50 metres away

Envelope 2: with a leader - get the girls to all jump together or sing a song to get the second envelope

Envelope 4: a leader, with enough books for each girl to carry one back to the hut on their head.

Another location 20 to 30 metres away.

Envelope 3: You will need 4 or 5 hula hoops taped (we found duct tape worked well) to a fence for them to climb through.

The code key is missing three letters; this is for them to figure out as part of the challenge.

The code reads:


Working together all close and linked, friendships made friendships to keep  
On the table you will find, lots of things for a creative mind  
Create a collage to show what you've learned, about teamwork friendships and Patrol Systems formed.

How and why did your team work well, how do you ensure no one was left out?  
Now be ready for show and tell, the leaders can't wait to see you do well.


1. Tonight is all about teamwork. You have a series of challenges to complete against the clock. At each activity you will find a message. This must be kept safe until you are told to decipher it. To begin, you will find your next instruction at \_\_\_\_\_ [location 20-30mtrs away] the way you must get there is all connected - use the stockings here to tie your group together - and keep in mind you will be spending the whole meeting tied together so please ensure it is comfortable. And save this for later...




2. You now need to get to \_\_\_\_\_ [second location 20-30mtrs away], the way you must get there is through the hoops on the fence, the whole group must pass through all the hoops and stay connected. And save this for later...



3. You will find something useful back at [first location] the way you must get there is by having 2 group members not touching the ground at all and the whole group must stay connected. And save this for later...

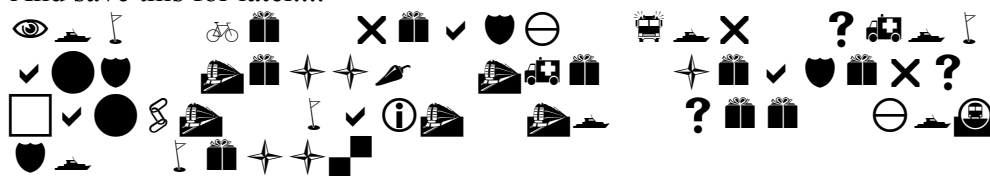


4. You now need to get back into the hut the way you must get there is each group member must balance a book on their head. If a book falls off, the whole group must stop and wait for them to collect their book and balance it before moving on. And save this for later...



5. Including this one, you now have 5 parts that say "Save this for later", well, finally, later has come - decipher the message and put it in order to find out what you have to do next...

And save this for later...



A	B	C	D	E	F	G	H	I	J	K	L	M
N	O	P	Q	R	S	T	U	V	W	X	Y	Z